

# 4<sup>th</sup> Grade Summer Reading 2020



**Hello future fourth-graders! We are very eager to get to know you and see you grow this upcoming school year!**

Students coming into the 4<sup>th</sup> grade are to read the assigned book this summer. The eBook is available in the M-DCPS Virtual Library (Book Connections) on the student portal. You can also find the book on Amazon and Kindle. The students will be responsible for completing **one** of the listed activities below. They must also take an AR test on the book. AR will be up and running for the summer. This will be checked upon their arrival at school for the 2020-2021 school year.

The book assigned to the 4<sup>th</sup> Grade Students is:

Title: Tales of a Fourth Grade Nothing

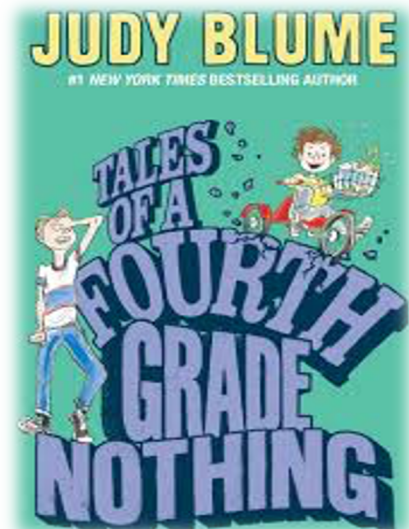
Author: Judy Blume

Choose **one** of the following activities:

- ▽ Newspaper Book Report
- ▽ Commercial Book Report
- ▽ Movie Poster

Directions are attached.


**Have a wonderful summer!**



# NEWSPAPER BOOK REPORT

This book report will be completed in the format of a newspaper. Use the following requirements to design and lay out your newspapers, placing the articles and features where you think they will fit best. The written section may be typed or written by hand. Make sure that your responses are complete sentences. The pictures can be drawn and colored or printed out.

- o Requirements:
- o Title/Name of Newspaper: It must be related to the book you read.
- o Book Summary: Write a 1-2 paragraph summary of the book's plot. Make sure to include the name of important characters and events. Be sure to include the title of the book in your summary.
- o Comics: Design a comic strip that illustrates something funny relating to the book. Create a title and include captions or speech bubbles that explain what is happening.
- o Fillers: Choose at least one of these options to include in your newspaper -
  - Advertisement: Based on something that was included in the story.
  - Wanted Poster: Includes drawing & reward for the capture of a dangerous character.
  - Crossword Puzzle: Use words and/or events that are part of the book.
  - Sports: May use if there were any sporting events that were part of the book.
  - Travel News: Based on the setting or a location that was mentioned.
  - Classified Ad: "Help-wanted" or an ad for something to buy or sell.
  - Lost and Found: Based on something that was lost as part of the book.
  - Weather: Describe the weather for a period of time that is important in the book.




**Extra, Extra, Read All About... My Book!**

# "READ THIS BOOK!" COMMERCIAL PROJECT

For this project, you will write a script and perform a commercial persuading people to read your book!

Requirements:

- o Commercial must be 3 - 4 minutes long, memorized and performed confidently
- o Props or costumes are not required but are allowed of course!
- o Must be factually accurate and include at least 3 specific **facts** from the story.
- o Commercial Script and Planning Notes must be written neatly and proofread carefully.
  - Your script should be at least 2 paragraphs long.
  - Make sure that your responses are complete sentences.
  - Your script could be typed or written by hand neatly.
- o Most important, remember to have fun and be creative!



## MOVIE POSTER PROJECT

For this project, you will create a movie poster for your book. Pretend that the book you read was going to become a movie, make a poster that persuade people to watch this movie.

Requirements:

- o Title: It must be related to the book you read.
- o Poster: Make sure your poster is colorful, creative and neat. You can print pictures or hand draw them.
- o Book Summary: Write a 2-paragraph summary of the book's plot. Make sure to include the name of important characters and events. Be sure to include the title of the book in your summary. This can be typed or handwritten, neatly.
  - Make sure that your responses are complete sentences.
  - Your script could be typed or written by hand neatly.
- o Favorite Quote: Pick a quote from the story that you liked, feature it on the cover of your movie poster.

